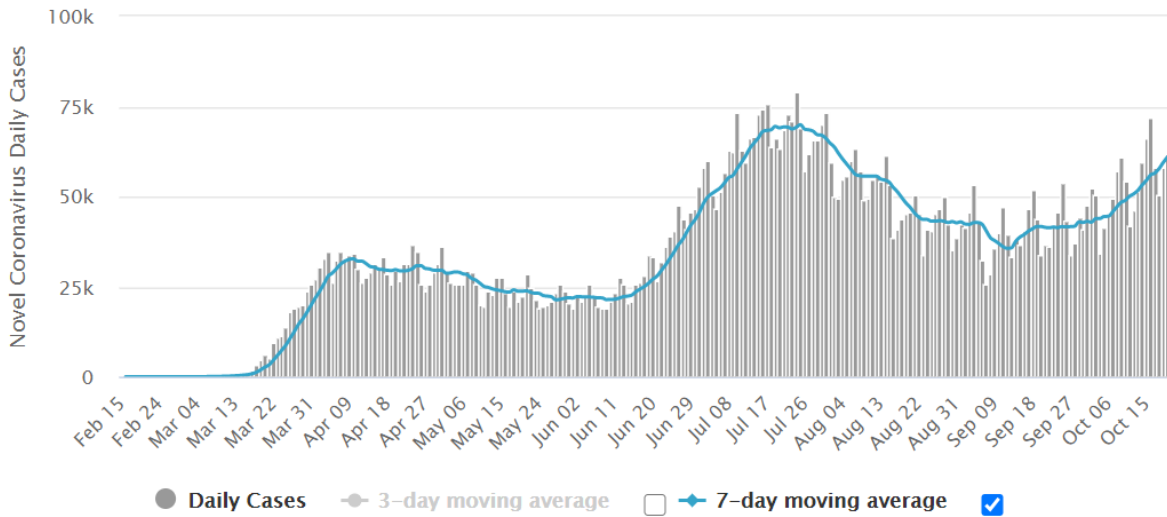


## Coronavirus: Infection rates vs. death rates during first and second waves

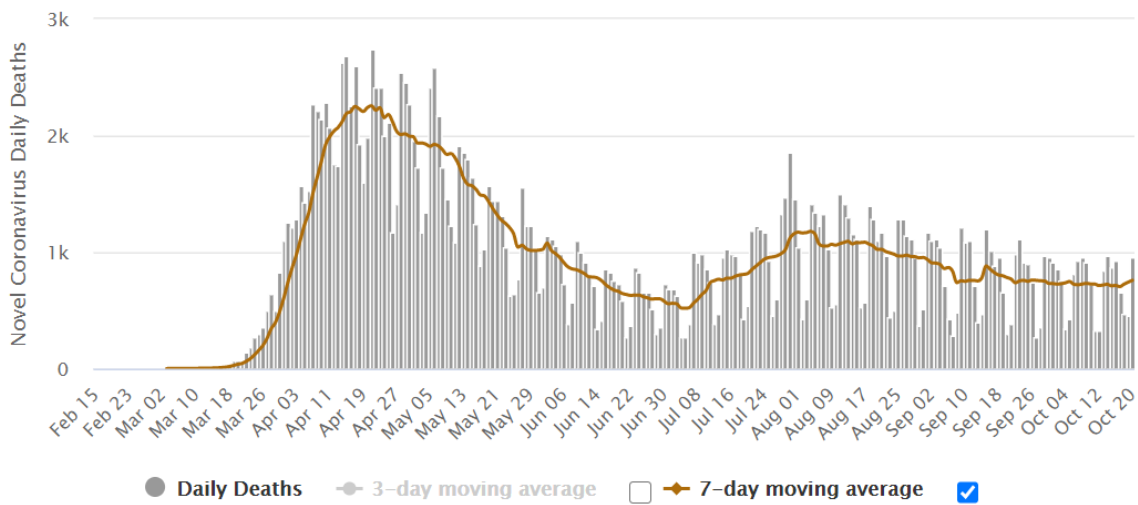


USA

### Daily new cases



### Daily deaths



| Wave (Date)        | Daily new infections | Number of tests per million people per day | Daily deaths |
|--------------------|----------------------|--|--------------|
| 1st wave (April)   | Up to 34,000         | 480  | Up to 2,700  |
| 2nd wave (October) | Up to 71,000         | 3,110                                      | Up to 900    |

October vs. April:

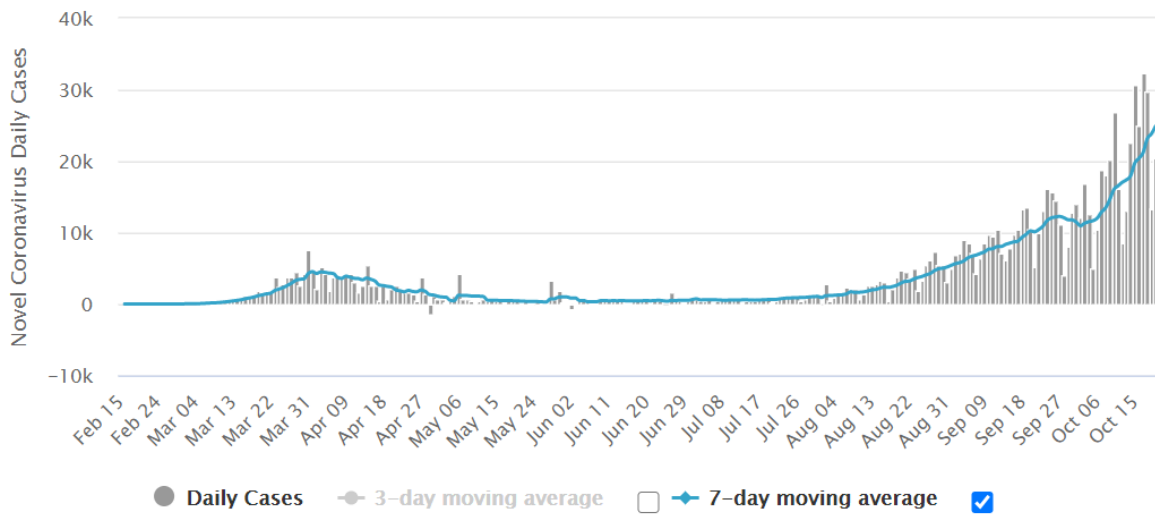
**2X more infections** now, but **3X less deaths**

**6.5X more tests in October than in April**

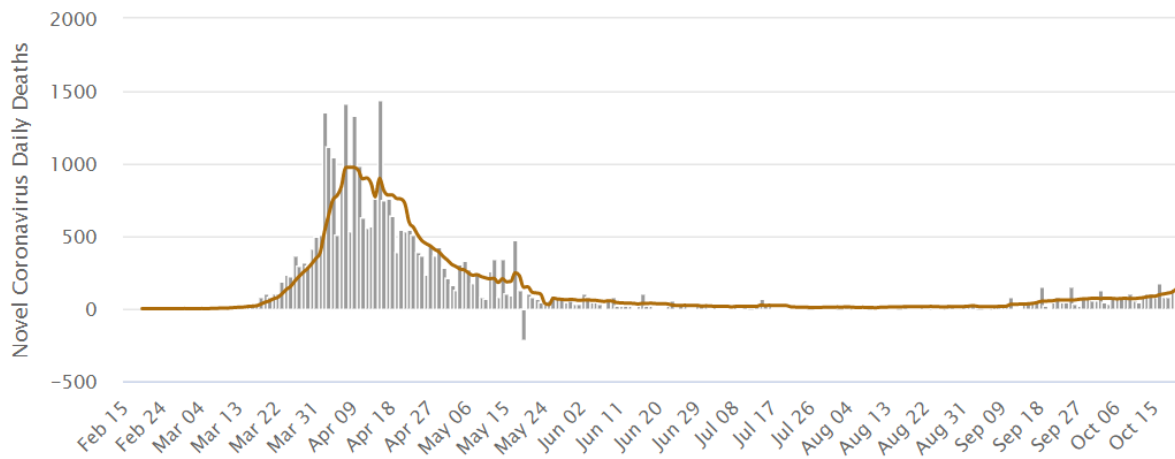


## France

### Daily new cases



### Daily deaths



| Wave (Date)                    | Daily new infections | Number of tests per million people per day | Daily deaths |
|--------------------------------|----------------------|--|--------------|
| 1st wave (April)               | Up to 7,500          | No data for April, in May 570              | Up to 1,400  |
| 2 <sup>nd</sup> wave (October) | Up to 32,000         | 3,520                                      | Up to 260    |

October vs. April:

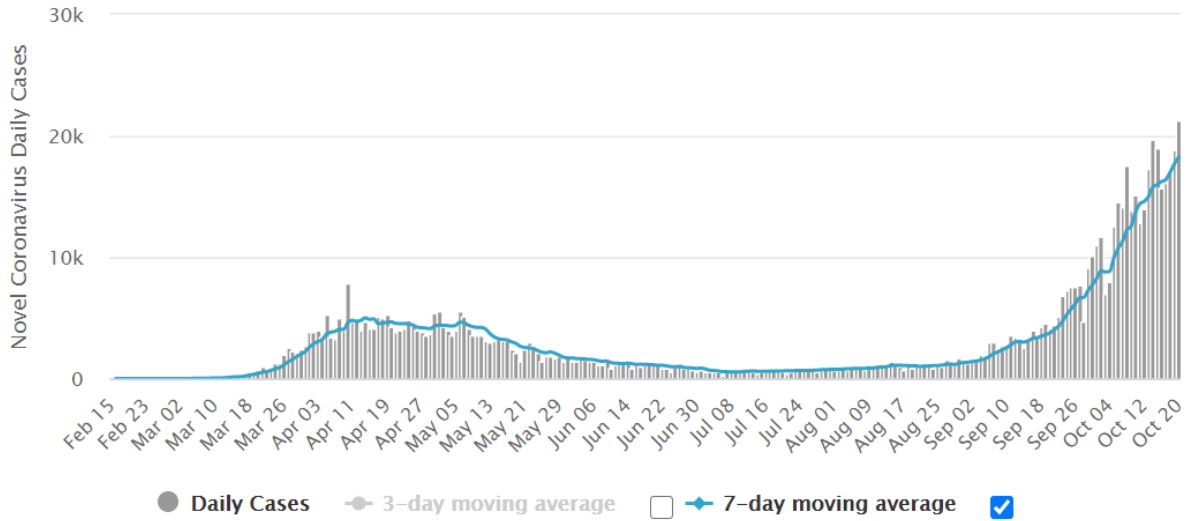
4X more infections now, but 6X less deaths

7X more tests in October than in May

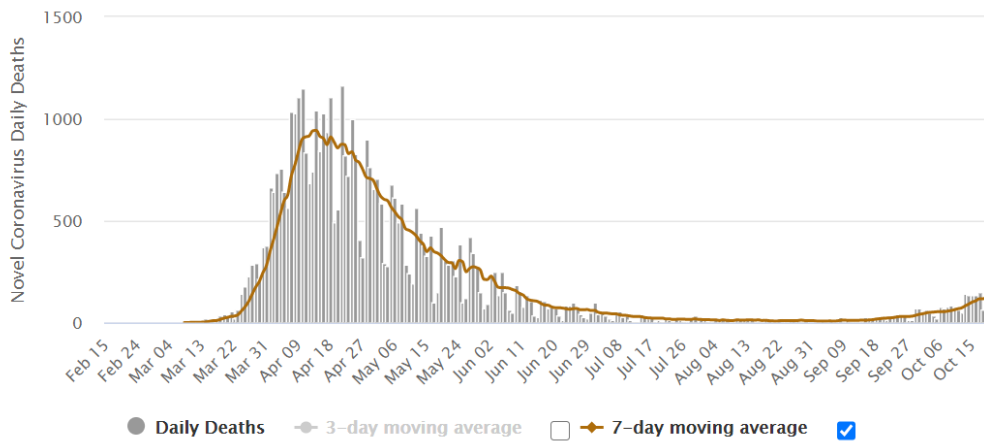


# United Kingdom

## Daily new cases



## Daily deaths



| Wave (Date)                    | Daily new infections | Number of tests per million people per day | Daily deaths |
|--------------------------------|----------------------|--|--------------|
| 1st wave (April)               | Up to 7,800          | 250  | Up to 1,400  |
| 2 <sup>nd</sup> wave (October) | Up to 21,300         | 3,850                                      | Up to 135    |

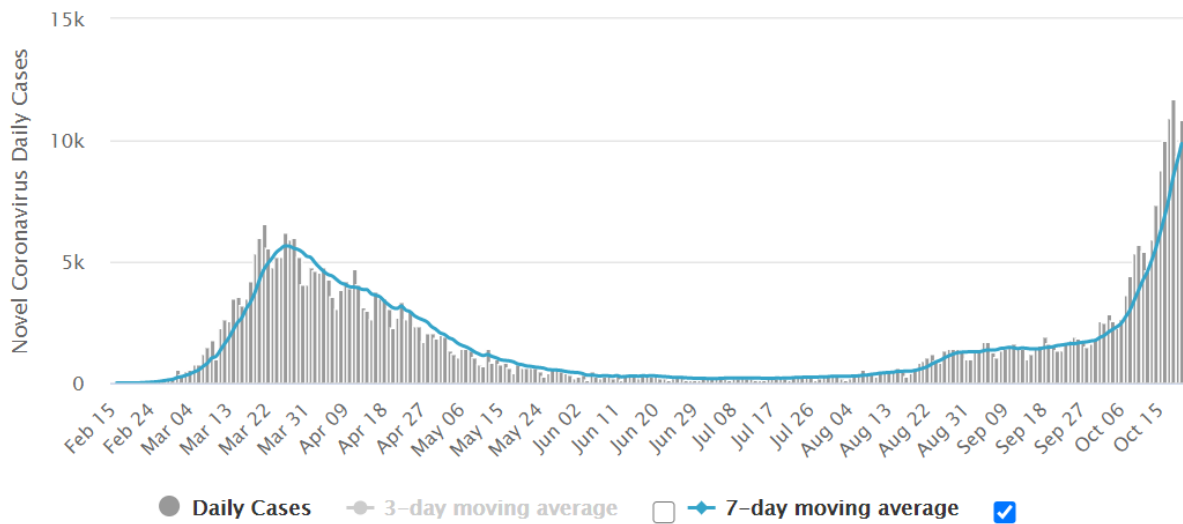
October vs. April:

Almost **3X more infections** now, but **10X less deaths**  
**15.5X more tests in October than in April**

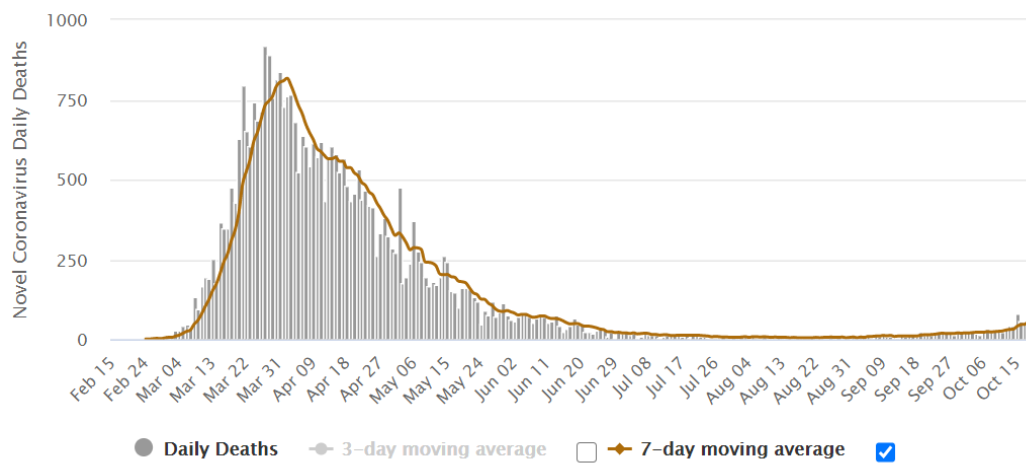


# Italy

## Daily new cases



## Daily deaths



| Wave (Date)                    | Daily new infections | Number of tests per million people per day | Daily deaths |
|--------------------------------|----------------------|--|--------------|
| 1st wave (March)               | Up to 6,500          | 730  | Up to 920    |
| 2 <sup>nd</sup> wave (October) | Up to 11,700         | 2,130                                      | Up to 90     |

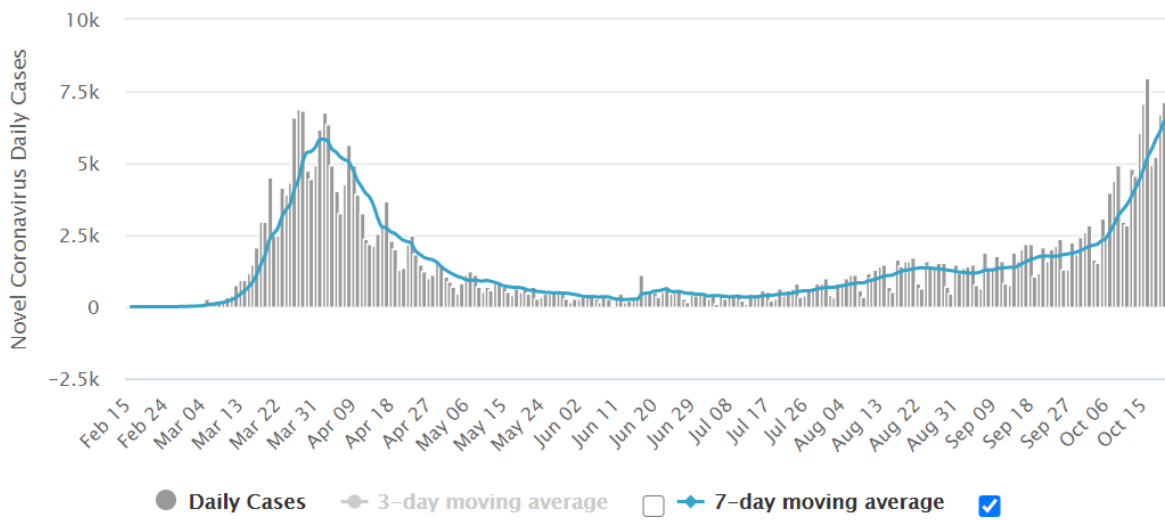
October vs. March:

Almost **2X more infections** now, but **10X less deaths**  
**3X more tests in October than in April**

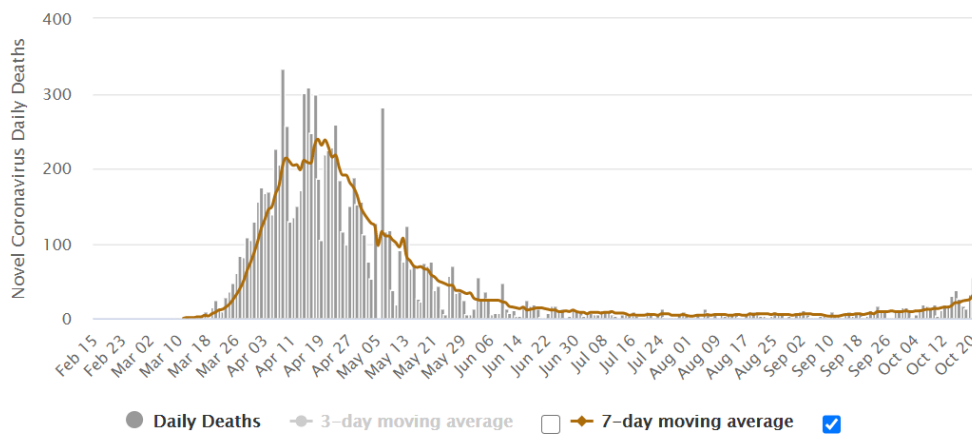


Germany

## Daily new cases



### Daily deaths



| Wave (Date)                    | Daily new infections | Number of tests per million people per day | Daily deaths |
|--------------------------------|----------------------|--|--------------|
| 1st wave (April)               | Up to 7,000          | 610  | Up to 330    |
| 2 <sup>nd</sup> wave (October) | Up to 8,000          | 2,000                                      | Up to 30     |

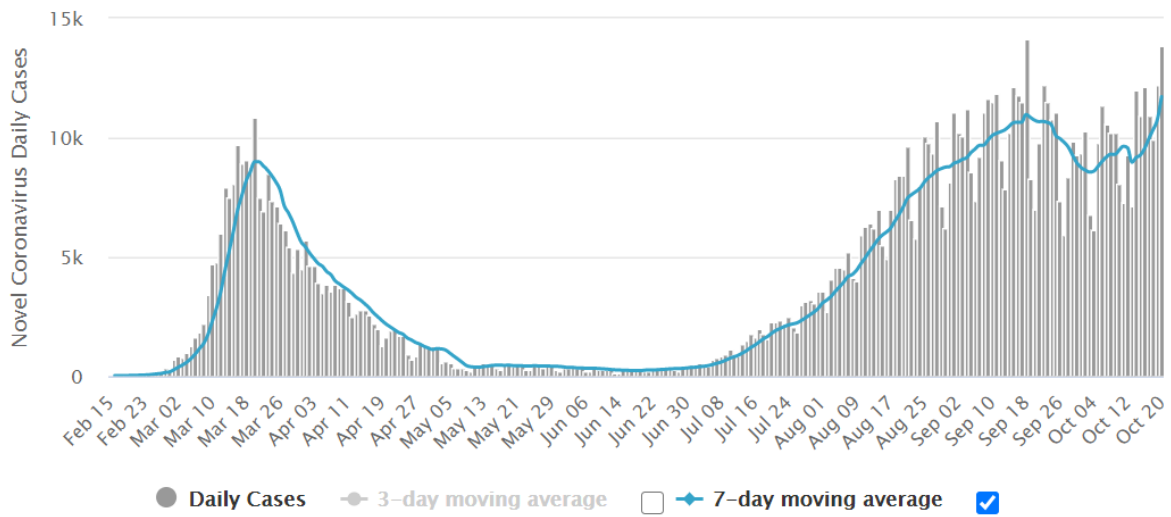
October vs. April:

Almost the same number of infected now, but 10X less deaths  
3X more tests in October than in April

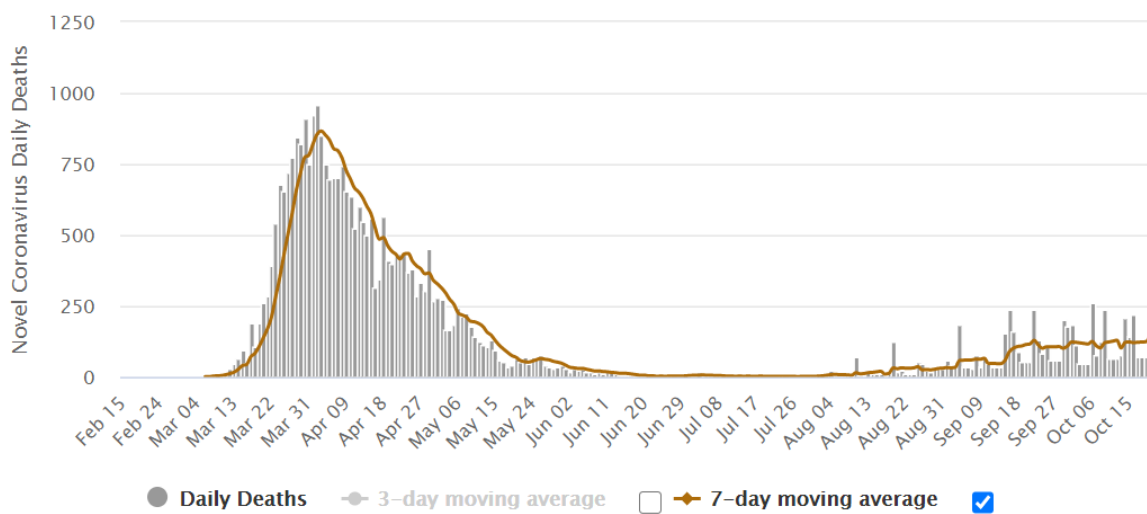


**Spain**

### Daily new cases



### Daily deaths



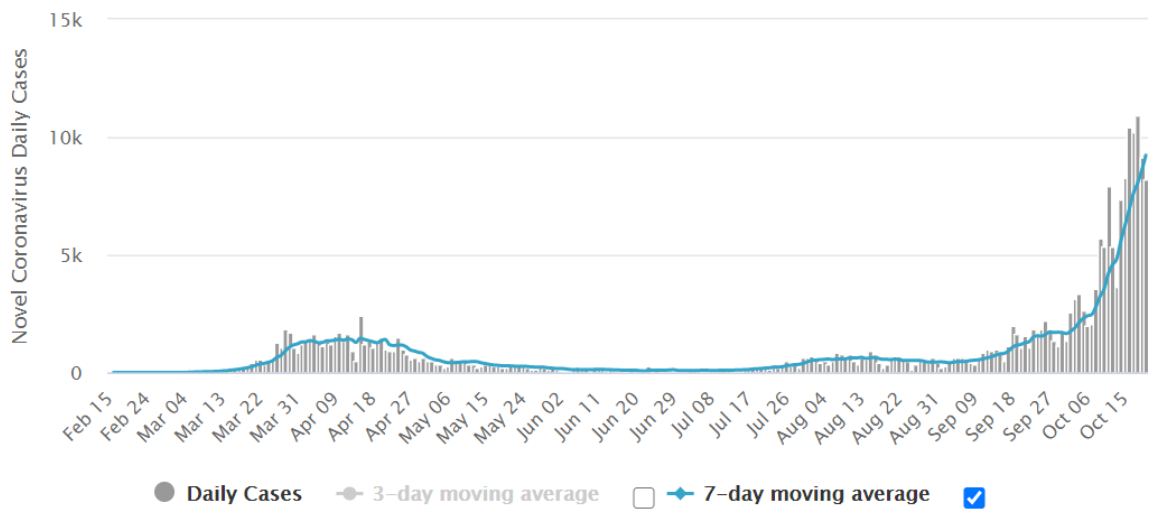
| Wave (Date)                    | Daily new infections | Number of tests per million people per day | Daily deaths |
|--------------------------------|----------------------|--|--------------|
| 1st wave (March)               | Up to 11,000         | 230  | Up to 950    |
| 2 <sup>nd</sup> wave (October) | Up to 14,000         | 2,240                                      | Up to 250    |

October vs. March: 1.3X more infections now, but 4X less deaths  
10X more tests in October than in April

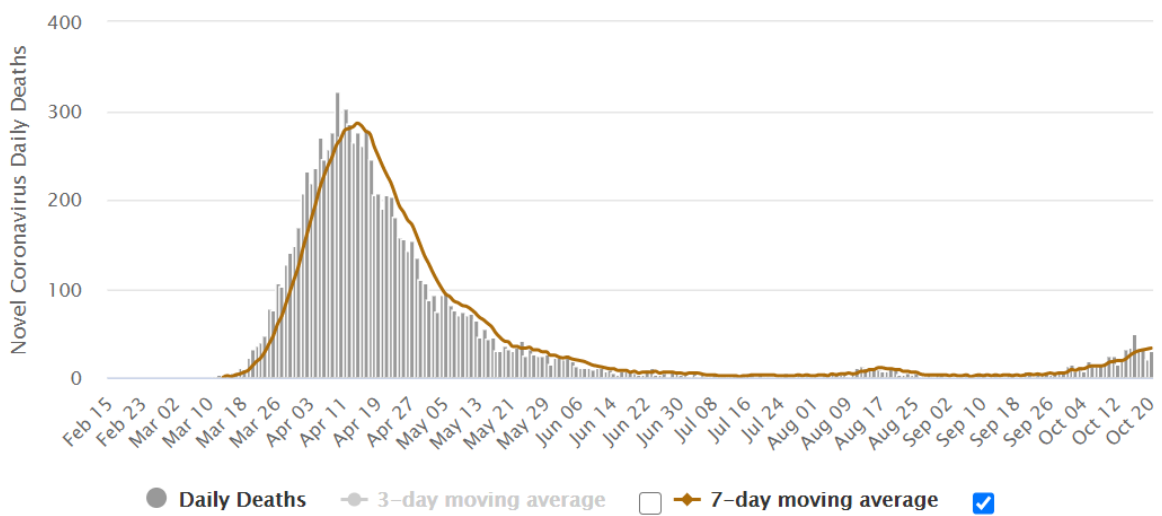


**Belgium**

### Daily new cases



### Daily deaths



| Wave (Date)                    | Daily new infections | Number of tests per million people per day | Daily deaths |
|--------------------------------|----------------------|--|--------------|
| 1st wave (April)               | Up to 2,500          | 710  | Up to 320    |
| 2 <sup>nd</sup> wave (October) | Up to 11,000         | 4,800                                      | Up to 50     |

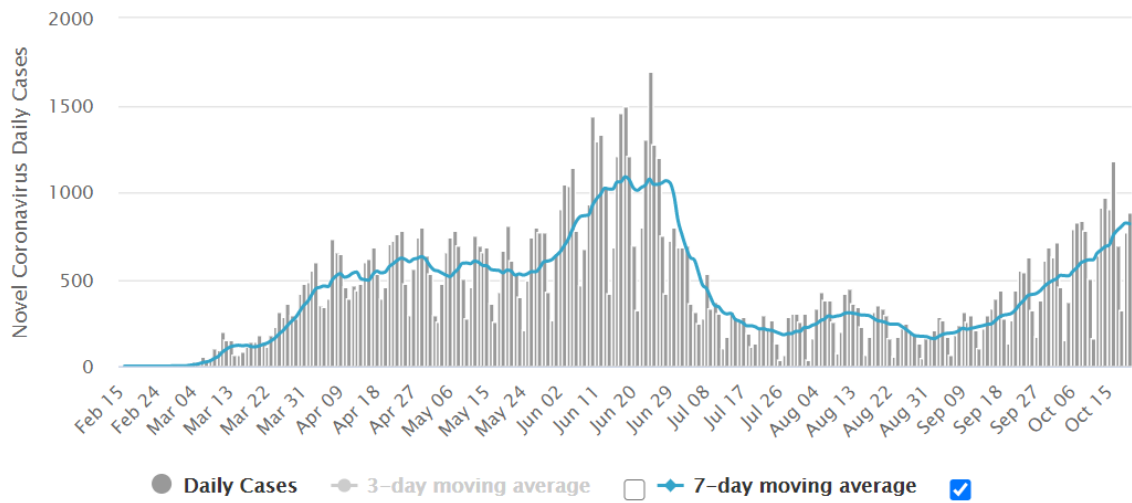
October vs. April: **4X more infections** now, but **7X less deaths**

**6X more tests in October than in April**

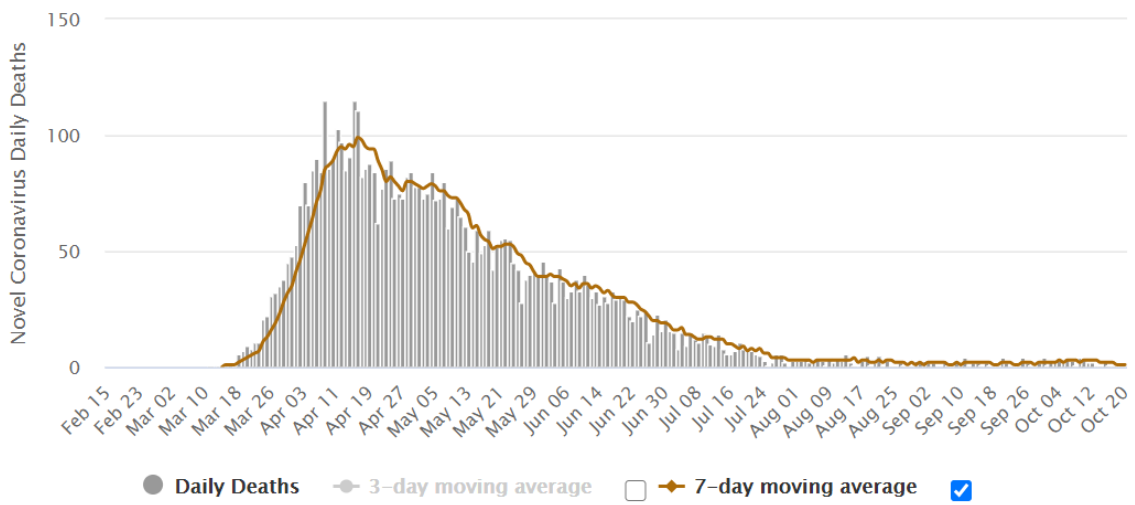


### Sweden and their herd immunity strategy

#### Daily new cases



### Daily deaths



| Wave (Date)                    | Daily new infections | Number of tests per million people per day | Daily deaths |
|--------------------------------|----------------------|--|--------------|
| 1st wave (June)                | Up to 1,700          | No data for April, in July about 1,000     | Up to 115    |
| 2 <sup>nd</sup> wave (October) | Up to 1,000          | 2,100                                      | Up to 4      |

October vs. June: **1.7X less infections** now, but **30X less deaths!**  
2X more tests in October than in July